


Suspend

Motorized recliner with patient lift assist



Featuring a motorized mechanism that can be reclined to any position, including flat and has a vertical lift feature.



Features and Performance



Design Features

1. Continuous upholstery on foot rest (no gaps) for comfort, safety and ease of cleaning
2. Composite foam seat with dynamic suspension system for long term comfort
3. Shielded mechanism for safety
4. Polyester or wood arm caps resistant to hospital cleaners
5. Featuring a dual motorized recliner with multiple reclined positions including flat and lift to stand.

Performance

- 350 lb capacity
- Heavy duty mechanism completely covered by all inclusive 12 year warranty

Environmental Sustainability

- HHI Compliant
- Air Quality Certification BIFMA 207.7HI

Back Styles



straight back 628-S



flared back 628-F

Options and Accessories



Profile tablet

The profile tablet provides the patient with a generous and sturdy multi-purpose surface. When not in use it easily folds flush against the side of the chair.



Folding side tablet

A molded plastic tablet with raised edges that folds flush on the side of the arm panel.



Swiveling side tablet

Swiveling table that can be positioned in any position then locked. The swiveling table is also removable and available in 3 sizes.



Folding arm

Arm panel that can be folded to access the patient from the side of the chair. This is particularly useful for transferring patients to and from the bed.



Softgrip push bar

A tubular push bar with a softgrip cover for pushing the recliner.



Ergotron arm

Supports TV/DVD players and may be adjusted into a multitude of positions.



Drainage bag holder

A retractable loop for foley bags. It can be placed anywhere on the arm panel of the recliner.



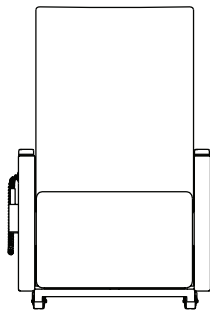
Heated seat and lumbar

The heated seat and lumbar provides therapeutic warmth and eliminates the need of warming blankets. The optional massaging action provides three variations: wave, pulsating, and vibrating.

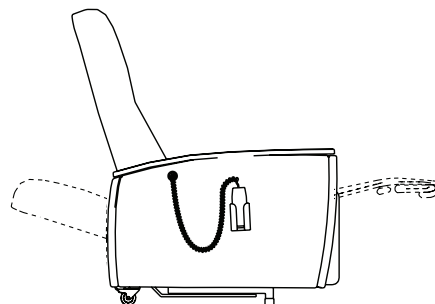
Dimensions

Motorized recliner w/ patient lift assist

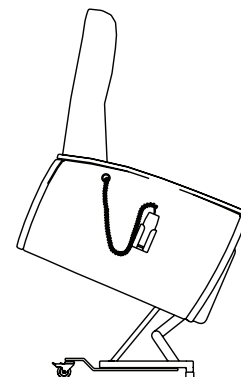
Model	Short Description	W	D	RD	LH	H	SW	SD	SH	AH	WT	YDG	WT CAP
628s-25m	recliner, Motorized with lift assist straight back	31	42	69	65	46	24	23	18	24	220 lbs	8	350 lbs
628f-25m	recliner, Motorized with lift assist flared back	31	42	69	65	46	24	23	18	24	220 lbs	8	350 lbs



front



left side



assisted lift