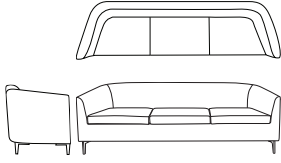



# MILANO

## Three Seat Sofa 700-T




Seat Height	Arm Height	W	D	H	Fabric	Weight	Cubes/Qty	
17.5" 444.5 mm	27.5" 698.5 mm	92" 2336.8 mm	25" 635 mm	30.5" 774.7 mm	9 yds. 8.2296 m	lbs. kg	/ RP cu	
COM	COL	A	B	C	D	E	F	G
Powder Coat \$3,947		\$4,487	\$4,658	\$4,829	\$5,018	\$5,189	\$5,378	\$5,549
Stainless \$4,244		\$4,784	\$4,955	\$5,126	\$5,315	\$5,486	\$5,675	\$5,846

## Two Seat End Unit Left 700-L




Seat Height	Arm Height	W	D	H	Fabric	Weight	Cubes/Qty	
17.5" 444.5 mm	27.5" 698.5 mm	92" 2336.8 mm	25" 635 mm	30.5" 774.7 mm	6 yds. 5.4864 m	lbs. kg	/ RP cu	
COM	COL	A	B	C	D	E	F	G
Powder Coat \$3,166		\$3,526	\$3,640	\$3,754	\$3,880	\$3,994	\$4,120	\$4,234
Stainless \$3,463		\$3,823	\$3,937	\$4,051	\$4,177	\$4,291	\$4,417	\$4,531

## Two Seat End Unit Right 700-R




Seat Height	Arm Height	W	D	H	Fabric	Weight	Cubes/Qty	
17.5" 444.5 mm	27.25" 698.5 mm	92" 2336.8 mm	25" 635 mm	30.5" 774.7 mm	6 yds. 5.4864 m	lbs. kg	/ RP cu	
COM	COL	A	B	C	D	E	F	G
Powder Coat \$3,166		\$3,526	\$3,640	\$3,754	\$3,880	\$3,994	\$4,120	\$4,234
Stainless \$3,463		\$3,823	\$3,937	\$4,051	\$4,177	\$4,291	\$4,417	\$4,531

## Two Seat Connector Left 700-C-L




Seat Height	Arm Height	W	D	H	Fabric	Weight	Cubes/Qty	
17.5" 444.5 mm	27.25" 698.5 mm	55" 2336.8 mm	25" 635 mm	30.5" 774.7 mm	6 yds. 5.4864 m	lbs. kg	/ RP cu	
COM	COL	A	B	C	D	E	F	G
Powder Coat \$3,225		\$3,585	\$3,699	\$3,813	\$3,939	\$4,053	\$4,179	\$4,293
Stainless \$3,523		\$3,883	\$3,997	\$4,111	\$4,237	\$4,351	\$4,477	\$4,591

## Two Seat Connector Right 700-C-R



Seat Height	Arm Height	W	D	H	Fabric	Weight	Cubes/Qty	
19" 444.5 mm	27.5" 698.5 mm	55" 2336.8 mm	25" 635 mm	30.5" 774.7 mm	6 yds. 5.4864 m	lbs. kg	/ RP cu	
COM	COL	A	B	C	D	E	F	G
Powder Coat \$3,225		\$3,585	\$3,699	\$3,813	\$3,939	\$4,053	\$4,179	\$4,293
Stainless \$3,523		\$3,883	\$3,997	\$4,111	\$4,237	\$4,351	\$4,477	\$4,591


## Lounge Chair 701



Seat Height	Arm Height	W	D	H	Fabric	Weight	Cubes/Qty	
17.5" 444.5 mm	27.5" 698.5 mm	36" 2336.8 mm	25" 635 mm	29.5" 749.3 mm	4 yds. 3.6576 m	lbs. kg	/ RP cu	
COM	COL	A	B	C	D	E	F	G
Powder Coat \$2,356		\$2,596	\$2,672	\$2,748	\$2,832	\$2,908	\$2,992	\$3,068
Stainless \$2,654		\$2,894	\$2,970	\$3,046	\$3,130	\$3,206	\$3,290	\$3,366


# CAPRI

## Double Section 703-I



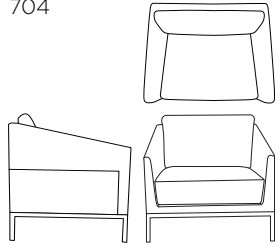
Seat Height	Arm Height	W	D	H	Fabric	Weight	Cubes/Qty	
17.5"		42.5"	26"	30.5"	yds.	lbs.	/ RP	
444.5 mm		1079.5 mm	660.4 mm	774.7 mm	m	kg	cu	
COM	COL	A	B	C	D	E	F	G
Powder Coat								
\$3,071		\$3,431	\$3,545	\$3,659	\$3,785	\$3,899	\$4,025	\$4,139
Stainless								
\$3,250		\$3,610	\$3,724	\$3,838	\$3,964	\$4,078	\$4,204	\$4,318

## Single Section 703-O




Seat Height	Arm Height	W	D	H	Fabric	Weight	Cubes/Qty	
17.5"		28"	26"	30.5"	yds.	lbs.	/ RP	
444.5 mm		711.2 mm	660.4 mm	774.7 mm	m	kg	cu	
COM	COL	A	B	C	D	E	F	G
Powder Coat								
\$2,389		\$2,569	\$2,626	\$2,683	\$2,746	\$2,803	\$2,866	\$2,923
Stainless								
\$2,557		\$2,737	\$2,794	\$2,851	\$2,914	\$2,971	\$3,034	\$3,091

## Lounge Chair 704




Seat Height	Arm Height	W	D	H	Fabric	Weight	Cubes/Qty	
17.5"	27.25"	36"	27"	31"	yds.	lbs.	/ RP	
444.5 mm	698.5 mm	914.4 mm	685.8 mm	787.4 mm	m	kg	cu	
COM	COL	A	B	C	D	E	F	G
Powder Coat								
\$3,148		\$3,508	\$3,622	\$3,736	\$3,862	\$3,976	\$4,102	\$4,216
Stainless								
\$3,332		\$3,692	\$3,806	\$3,920	\$4,046	\$4,160	\$4,286	\$4,400

## Lounge Chair 704 - noPanel




Seat Height	Arm Height	W	D	H	Fabric	Weight	Cubes/Qty	
17.5"		42.5"	26"	30.5"	yds.	lbs.	/ RP	
444.5 mm		1079.5 mm	660.4 mm	774.7 mm	m	kg	cu	
COM	COL	A	B	C	D	E	F	G
Powder Coat								
\$2,876		\$3,236	\$3,350	\$3,464	\$3,590	\$3,704	\$3,830	\$3,944
Stainless								
\$3,060		\$3,420	\$3,534	\$3,648	\$3,774	\$3,888	\$4,014	\$4,128

## Single Section 703-O- noPanel



Seat Height	Arm Height	W	D	H	Fabric	Weight	Cubes/Qty	
17.5"		28"	26"	30.5"	yds.	lbs.	/ RP	
444.5 mm		711.2 mm	660.4 mm	774.7 mm	m	kg	cu	
COM	COL	A	B	C	D	E	F	G
Powder Coat								
\$2,278		\$2,458	\$2,515	\$2,572	\$2,635	\$2,692	\$2,755	\$2,812
Stainless								
\$2,445		\$2,625	\$2,682	\$2,739	\$2,802	\$2,859	\$2,922	\$2,979

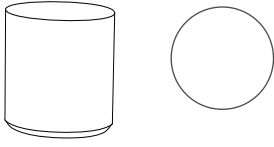
## Lounge Chair 703-I- noPanel



Seat Height	Arm Height	W	D	H	Fabric	Weight	Cubes/Qty	
17.5"		42.5"	26"	30.5"	yds.	lbs.	/ RP	
444.5 mm		1079.5 mm	660.4 mm	774.7 mm	m	kg	cu	
COM	COL	A	B	C	D	E	F	G
Powder Coat								
\$2,570		\$2,930	\$3,044	\$3,158	\$3,284	\$3,398	\$3,524	\$3,638
Stainless								
\$2,749		\$3,109	\$3,223	\$3,337	\$3,463	\$3,577	\$3,703	\$3,817

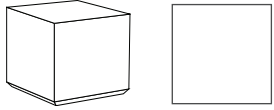
# TRIESTE

## Size 1 Round 710-R18



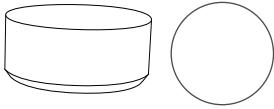
	Price	Dia	H	Weight
Solid Surface	\$3,080	18 "	18 "	40 lbs.
Veneer	\$2,817	18 "	18 "	28 lbs.

## Size 1 Square 710-T18



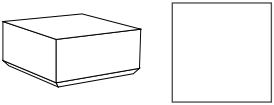
	Price	W	D	H	Weight
Solid Surface	\$2,563	18 "	18 "	18 "	70 lbs.
Veneer	\$2,945	18 "	18 "	18 "	44 lbs.

## Size 2 Round 710-R30



	Price	Dia	H	Weight
Solid Surface	\$4,099	30 "	16 "	79 lbs.
Veneer	\$3,728	30 "	16 "	lbs.

## Size 2 Square 710-T2828



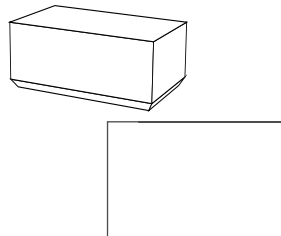
	Price	W	D	H	Weight
Solid Surface	\$3,621	28 "	28 "	16 "	116 lbs.
Veneer	\$3,703	28 "	28 "	16 "	93 lbs.

## Size 3 Round 710-R36



	Price	Dia	H	Weight
Solid Surface	\$4,421	36 "	16 "	106 lbs.
Veneer	\$3,907	36 "	16 "	116 lbs.

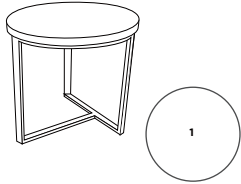
## Size 3 Square 710-T2436



	Price	W	D	H	Weight
Solid Surface	\$3,904	36 "	24 "	16 "	100 lbs.
Veneer	\$3,767	36 "	24 "	16 "	103 lbs.

# PRATO

## Size 1 Round 730-R18



Powder Coat Base  
Stainless Steel Base  
\$2,243

Dia	H	Weight	Cubes/Qty
18 "	18 "	lbs.	/ RP
457.2 mm	457.2 mm	kg	cu

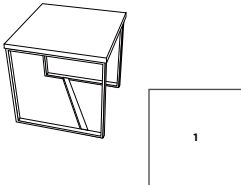
### Section 1

Select Surface Material  
Solid Surface - Selected Colors  
Engineered Wood Veneer



Options:  
Table base is available with either powder coated legs or brushed stainless steel finish.  
The surface of the table top is also customizable with two different solid surface colors or the engineered wood veneer.

## Size 1 Square 730-T18



Powder Coat Base  
Stainless Steel Base  
\$2,186

W	D	H	Weight	Cubes/Qty
18 "	18 "	18 "	lbs.	/ RP
457.2 mm	457.2 mm	457.2 mm	kg	cu

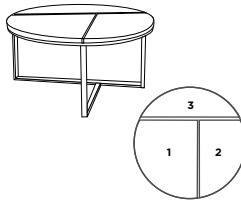
### Section 1

Select Surface Material  
Solid Surface - Selected Colors  
Engineered Wood Veneer



Options:  
Table base is available with either powder coated legs or brushed stainless steel finish.  
The surface of the table top is also customizable with two different solid surface colors or the engineered wood veneer.

## Size 2 Round 730-R30



Powder Coat Base  
Stainless Steel Base  
\$4,386

Dia	H	Weight	Cubes/Qty
30 "	16 "	lbs.	/ RP
762 mm	406.4 mm	kg	cu

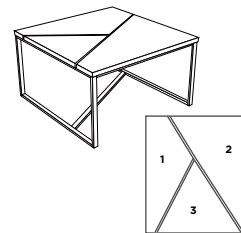
### Section 1 Section 2 Section 3

Select Surface Material  
Solid Surface - Selected Colors  
Engineered Wood Veneer



Options:  
Table base is available with either powder coated legs or brushed stainless steel finish.  
The surface of the table top is also customizable with two different solid surface colors or the engineered wood veneer.

## Size 2 Square 730-2828



Powder Coat Base  
Stainless Steel Base  
\$4,906

W	D	H	Weight	Cubes/Qty
28 "	28 "	16 "	lbs.	/ RP
711.2 mm	711.2 mm	406.4 mm	kg	cu

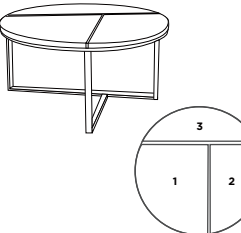
### Section 1 Section 2 Section 3

Select Surface Material  
Solid Surface - Selected Colors  
Engineered Wood Veneer



Options:  
Table base is available with either powder coated legs or brushed stainless steel finish.  
The surface of the table top is also customizable with two different solid surface colors or the engineered wood veneer.

## Size 3 Round 730-R36



Powder Coat Base  
Stainless Steel Base  
\$4,606

Dia	H	Weight	Cubes/Qty
36 "	16 "	lbs.	/ RP
914.4 mm	406.4 mm	kg	cu

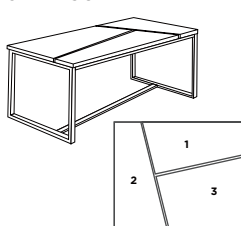
### Section 1 Section 2 Section 3

Select Surface Material  
Solid Surface - Selected Colors  
Engineered Wood Veneer



Options:  
Table base is available with either powder coated legs or brushed stainless steel finish.  
The surface of the table top is also customizable with two different solid surface colors or the engineered wood veneer.

## Size 3 Square 730-T2436



Powder Coat Base  
Stainless Steel Base  
\$4,747

W	D	H	Weight	Cubes/Qty
36 "	24 "	16 "	lbs.	/ RP
914.4 mm	609.6 mm	406.4 mm	kg	cu

### Section 1 Section 2 Section 3

Select Surface Material  
Solid Surface - Selected Colors  
Engineered Wood Veneer



Options:  
Table base is available with either powder coated legs or brushed stainless steel finish.  
The surface of the table top is also customizable with two different solid surface colors or the engineered wood veneer.