



Sleepers by the inch



Central Locking System

A simple action locks or unlocks all casters at one time. This allows for ease of moving for cleaning and repositioning without damaging floors. When in position simply engage the system to lock the sleeper in place. Available as a foot pedal or handle operation.



Sleepers by the inch

All sleepers are part of our sleepers by the inch program. We build our sleepers by the inch, so you may use standard widths or specify the width to match your need.



A Arm style 1: #570 Leg style 1: Casters
B Arm style 2: #573 Leg style 2: Wood Legs

Full House



Formulario de Registro de Paciente

Nombre del Paciente: _____
Apellido: _____
Fecha de Nacimiento: _____
Sexo: _____
Número de Seguro: _____

Tarifa de Seguro: _____
Número de Seguro: _____
Número de Seguro: _____

Fecha de Ingreso: _____
Fecha de Salida: _____

Nombre del Médico: _____
Nombre del Médico: _____

Nombre del Paciente: _____
Apellido: _____
Fecha de Nacimiento: _____
Sexo: _____
Número de Seguro: _____

Tarifa de Seguro: _____
Número de Seguro: _____
Número de Seguro: _____

Fecha de Ingreso: _____
Fecha de Salida: _____

Nombre del Médico: _____
Nombre del Médico: _____

Nombre del Paciente: _____
Apellido: _____
Fecha de Nacimiento: _____
Sexo: _____
Número de Seguro: _____

Tarifa de Seguro: _____
Número de Seguro: _____
Número de Seguro: _____

Fecha de Ingreso: _____
Fecha de Salida: _____

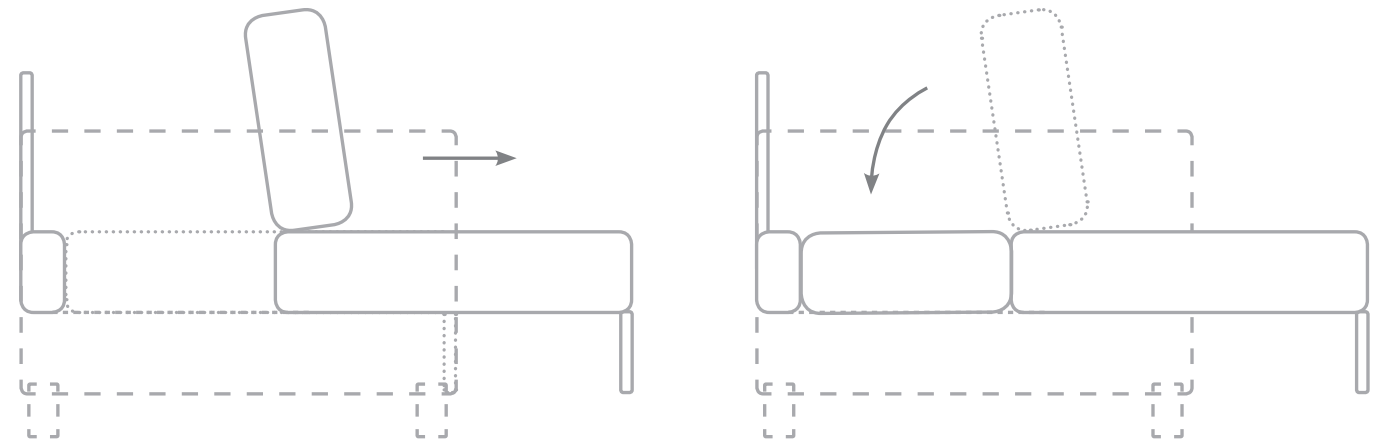
Nombre del Médico: _____
Nombre del Médico: _____

Full House

Available in a 40" (#96) or 50" (#97) sleeping surface depth

#96
Overall: 83w x 36d x 36h
Seat: 72w x 18h
Sleeping Surface: 72 x 40

#97
Overall: 83w x 36d x 36h
Seat: 72w x 18h
Sleeping Surface: 72 x 50



LOTA Sleeper



Lota Sleeper

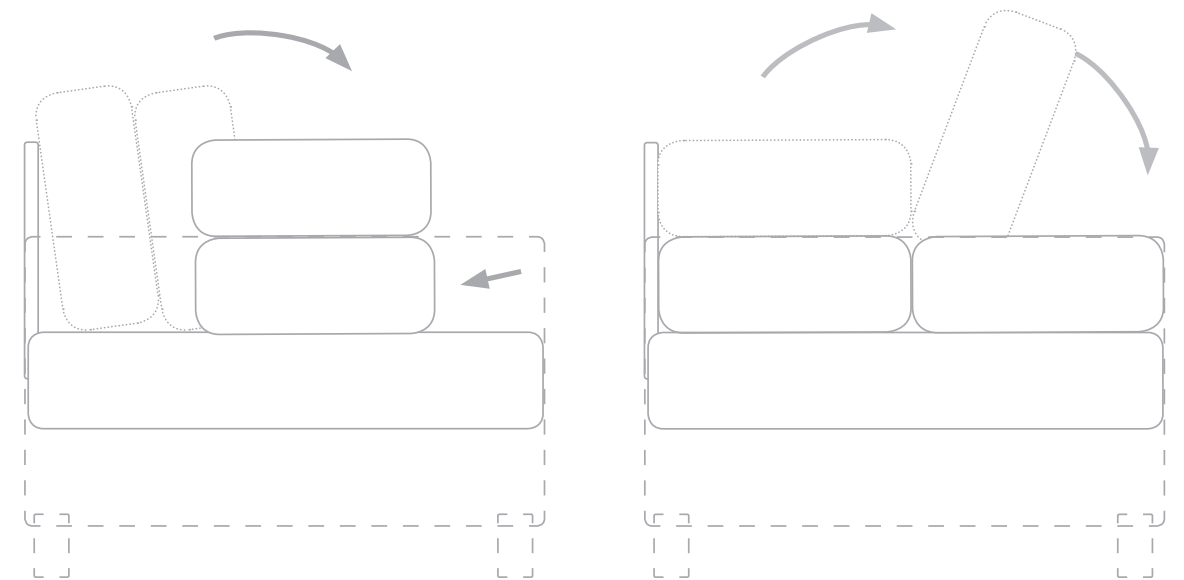
An easy one step conversion with
no loose cushions or mechanism.

#570-92

Overall: 83w x 36d x 34h

Seat: 76w x 18h

Sleeping: 76 x 34 x 22h



Cama Sleeper



Cama Family Chaise Sleeper

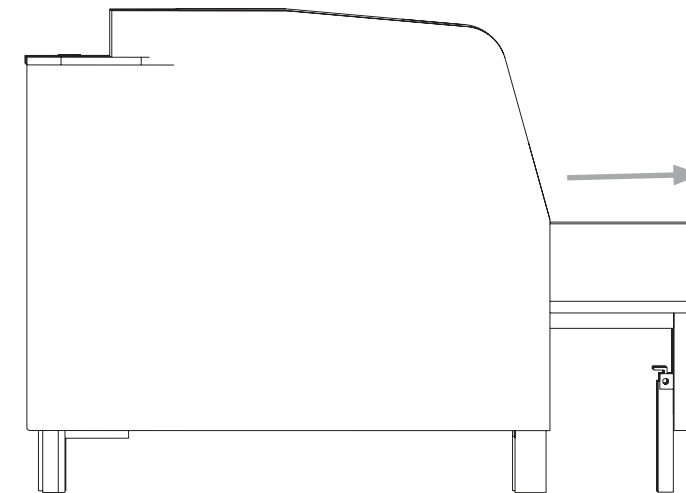
The CAMA Family Chaise Sleeper is engineered to be devoid of complex mechanics through its simple slide that extends and locks the seat.

*Double arm #110
Overall: 31" h x 34" d x 89" w*

*Single arm #111
Overall: 31" h x 34" d x 82" w*

*Side table storage #111T
Side ottoman storage #111O
Overall: 31" h x 34" d x 107" w*

*All versions:
Seat: 20/30" d x 76" w
Recessed shelf: 4.5" d*



88 Sleeper Chair





88 Sleeper Chair

A simple one step conversion
from chair to sleeper

#570-88

Overall: 32w x 36d x 38h

Seat: 25w x 18h

Sleeping Surface: 24 x 74

88 Double Sleeper

#570-88-2

Overall: 57w x 36d x 38h

Seat: 25w x 18h

Sleeping Surface: 24 x 74

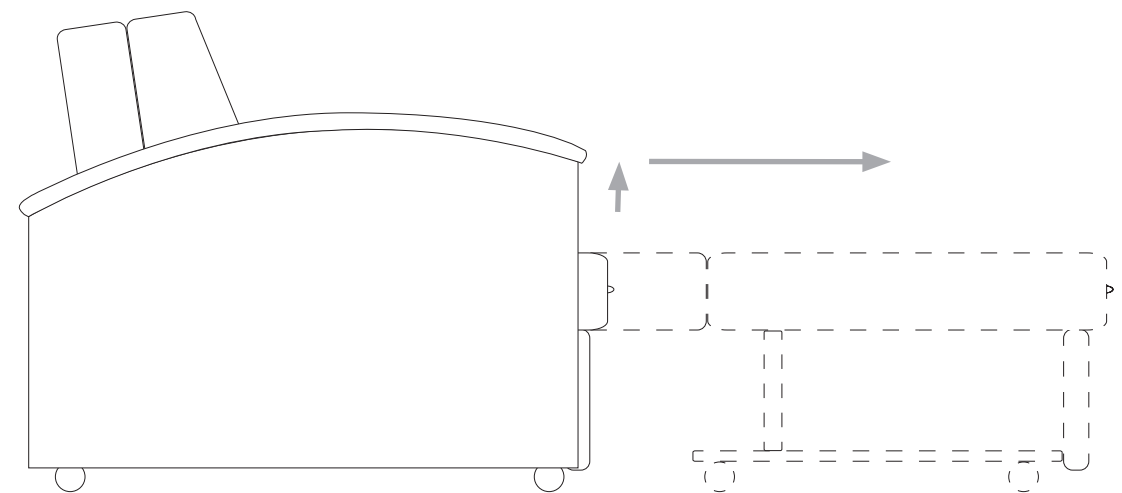
88 Loveseat Sleeper

#570-88-P60

Overall: 60w x 36d x 38h

Seat: 55w x 18h

Sleeping Surface: 55 x 74

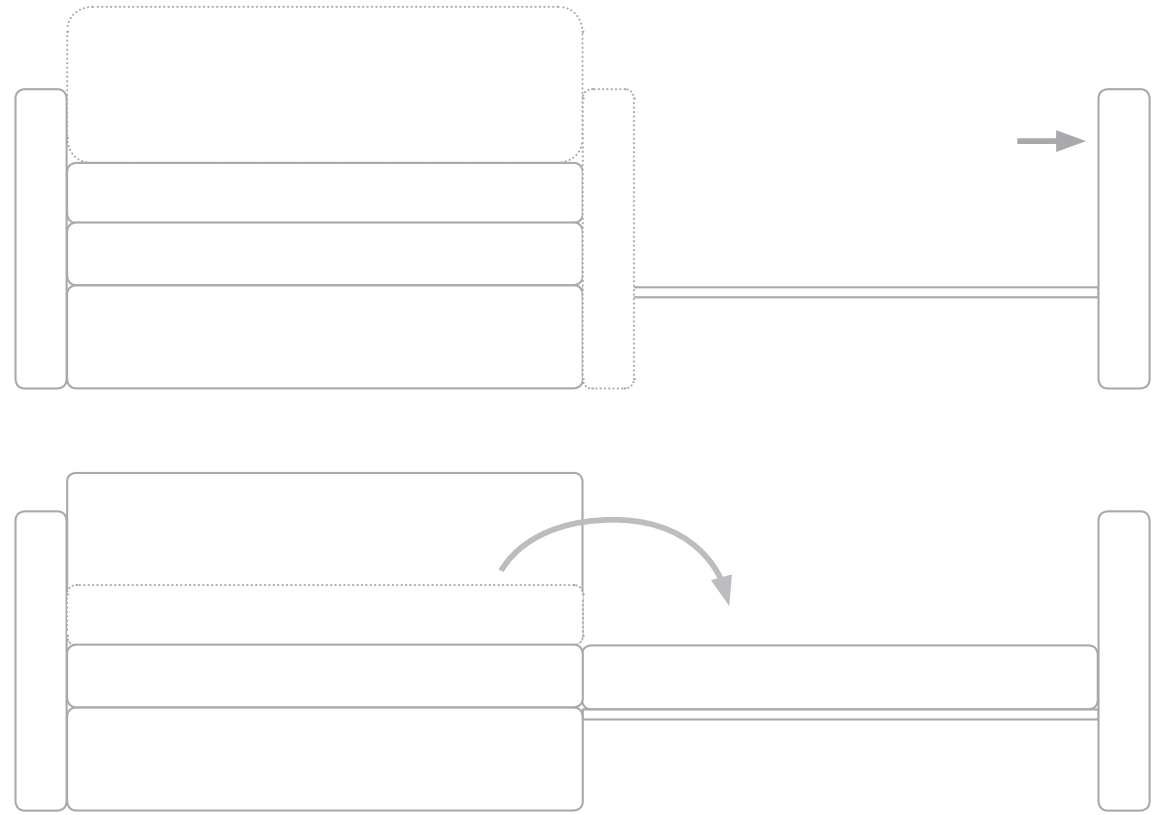




Sideline Sleeper Loveseat

The Sideline Sleeper loveseat extends to its side. It converts into a comfortable and ample bed by flipping the cushion into the empty space.

#570-70
Overall: 46/83w x 36d x 34h
Seat: 38w x 18h
Sleeping: 76 x 34 x 22h



Sideline Sleeper Sofa



Sideline Sleeper Sofa

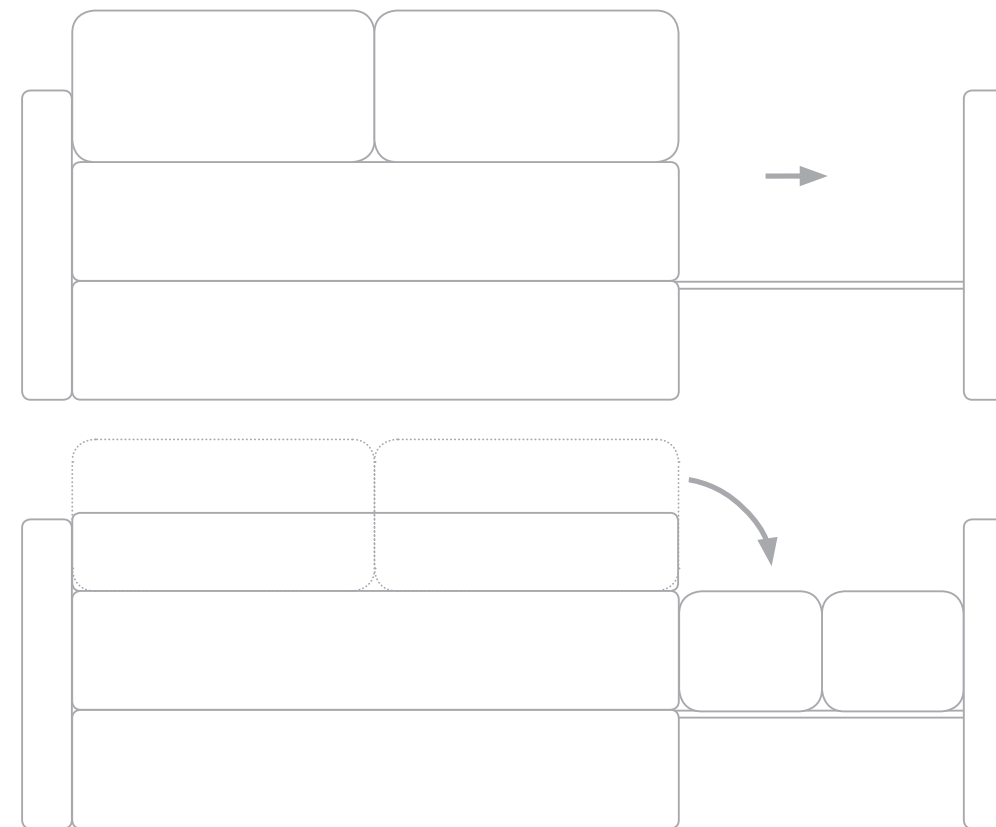
The Sideline Sleeper sofa extends to its side and the back cushions are placed to create a sleeping surface.

#570-504

Overall: 60/86w x 31d x 31h

Seat: 52w x 18h

Sleeping Surface: 28 x 78



Sleeper Bench

The Sideline Sleeper sofa extends to its side and the back cushions are placed to create a sleeping surface.

#519-99

Overall: 80w x 21d x 31h

Seat: 76w x 20h

Sleeping Surface: 36 x 76



21" Depth



IOA Healthcare Furniture
829 Blair Street
Thomasville, NC 27360

phone: 336-475-7106
web: www.ioa-hcf.com